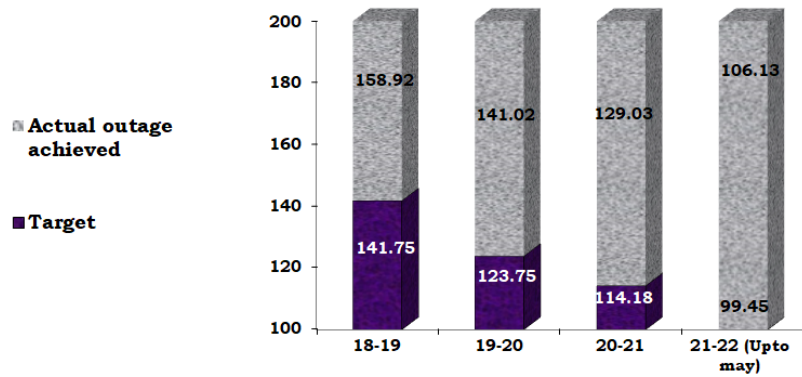


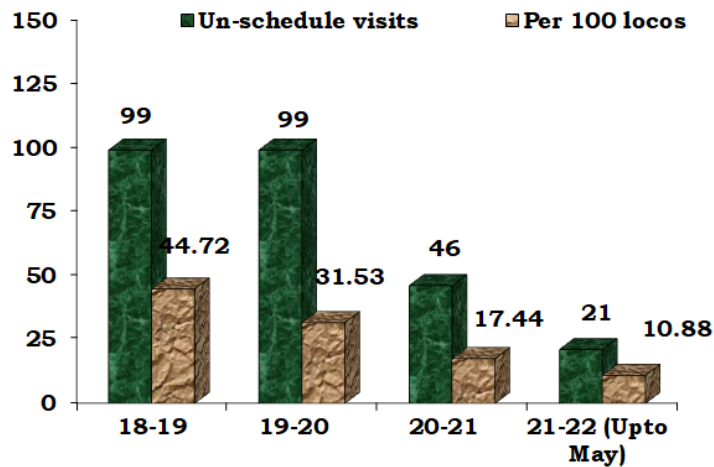
## Goods Outage

Year	18-19	19-20	20-21	21-22 (Upto May )	(+) Improvement (-) Deterioration
Target	141.75	123.75	114.18	94.71	--
Actual	158.92	141.02	129.03	106.13	(+)12.05 % above Rly.B Target



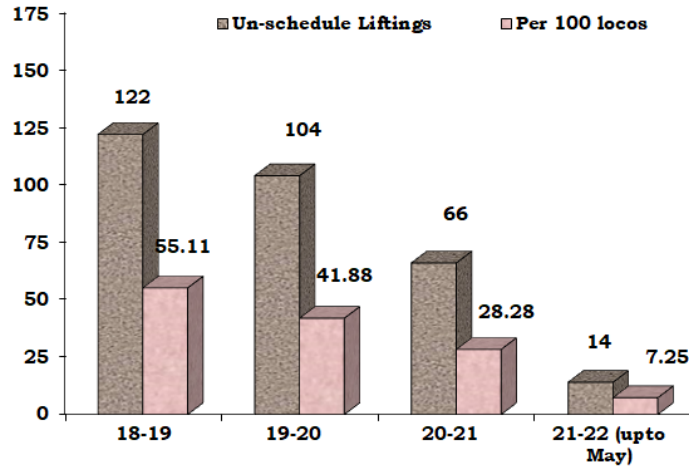
## Un-schedule Visits

Year	18-19	19-20	20-21	21-22 (Upto May )
Loco holding	221.73	212.45	212.09	193.00
Un-schedule Visits	99	99	46	21
Per 100 locos	44.72	31.53	17.44	10.88



## Un-schedule Liftings

Year	18-19	19-20	20-21	21-22 (Upto May )
Loco holding	221.36	212.45	212.09	193
Un-schedule lift	122	104	66	14
Per 100 locos	55.11	41.88	28.28	7.25



## Inspection / Over hauls

Year	18-19	19-20	20-21	21-22 (Upto May )	Remarks
Minor Schedules	864	825	789	141	--
Major Schedules	80	97	109	12	01 Locos over due
POH+MTR	11	9	34	03	--

## MAJOR SCHEDULE POSITION

Type of Schedule	Revised Target 21-22	Target upto month of May	Actual done	Balance
TOH/AOH	66	13	18 (06 corresponding of last year & 12 of this year have been Completed)	01 AOH is over due 21-22 account
IOH	05	01	--	01 IOH is over due 21-22 account
POH	39	03	03	--

39 POH planned in Fy 21-22 ,(PER-23,BSL-10,MTR-06)  
07 are undergoing.

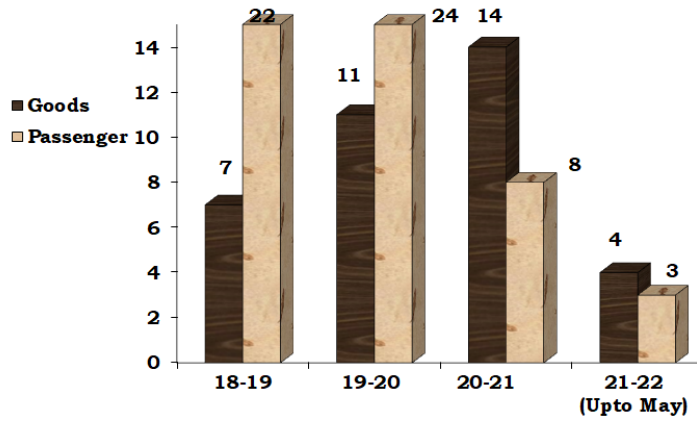
## SCRAP DISPOSAL

**In Metric Tons**

Item			
	21-22 ( Target Upto May)	Actual	Remark
<b>Ferrous</b>	<b>69.66</b>	<b>19.852</b>	<b>(-)71%</b> rational over target
<b>Non ferrous</b>	<b>5.66</b>	<b>6.812</b>	<b>(+)20%</b> over target

## Loco Failures

Year	18-19	19-20	20-21	21-22 (Upto May )
Statistical failures	29	35	22	07



## Loco Failures

Year	18-19	19-20	20-21	21-22 (Upto May )
Non-Statistical failures	37	37	17	06

