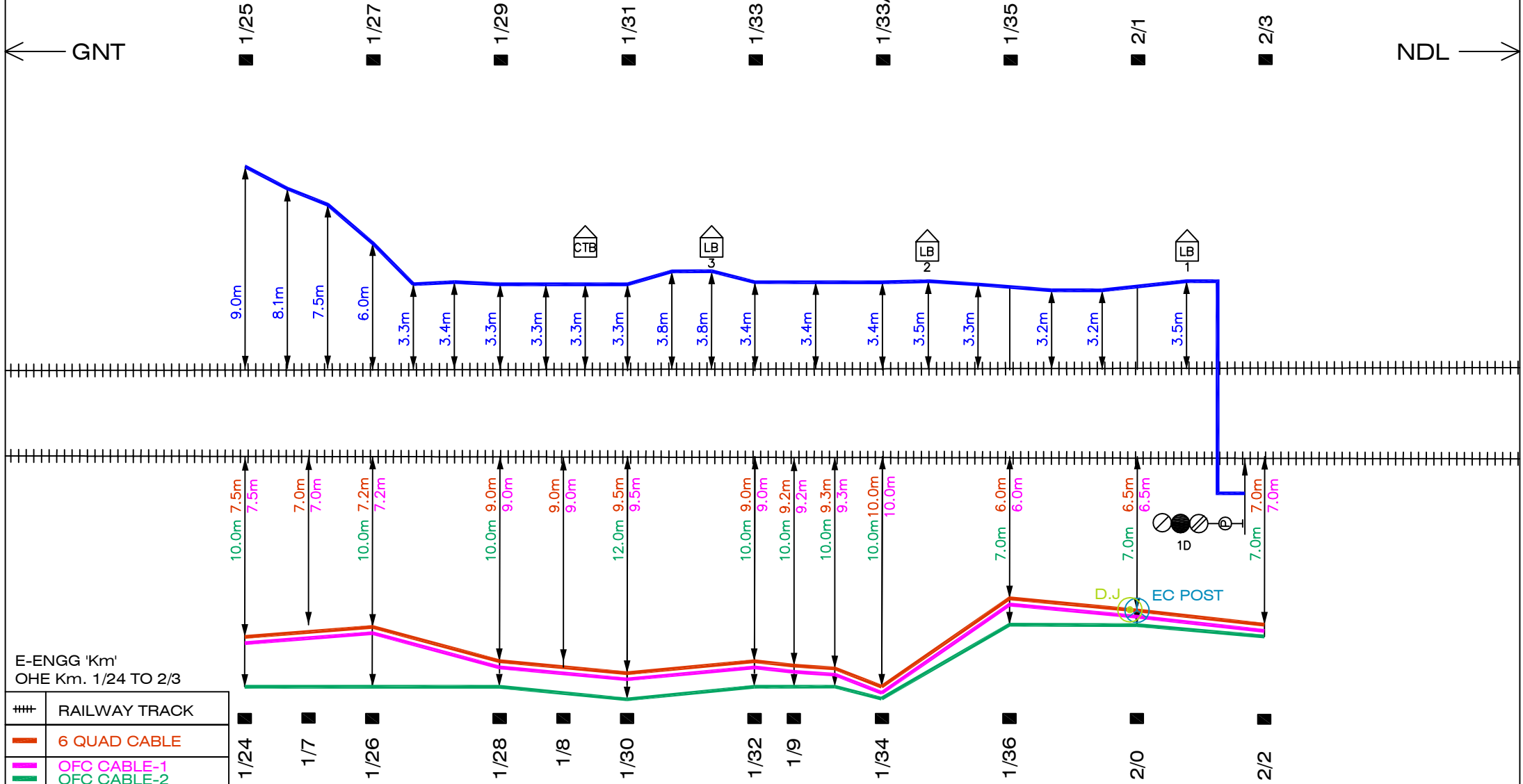


GUNTUR Jn-NALLAPADU Jn

6 QUAD, OFC & SIGNAL CABLE PATH

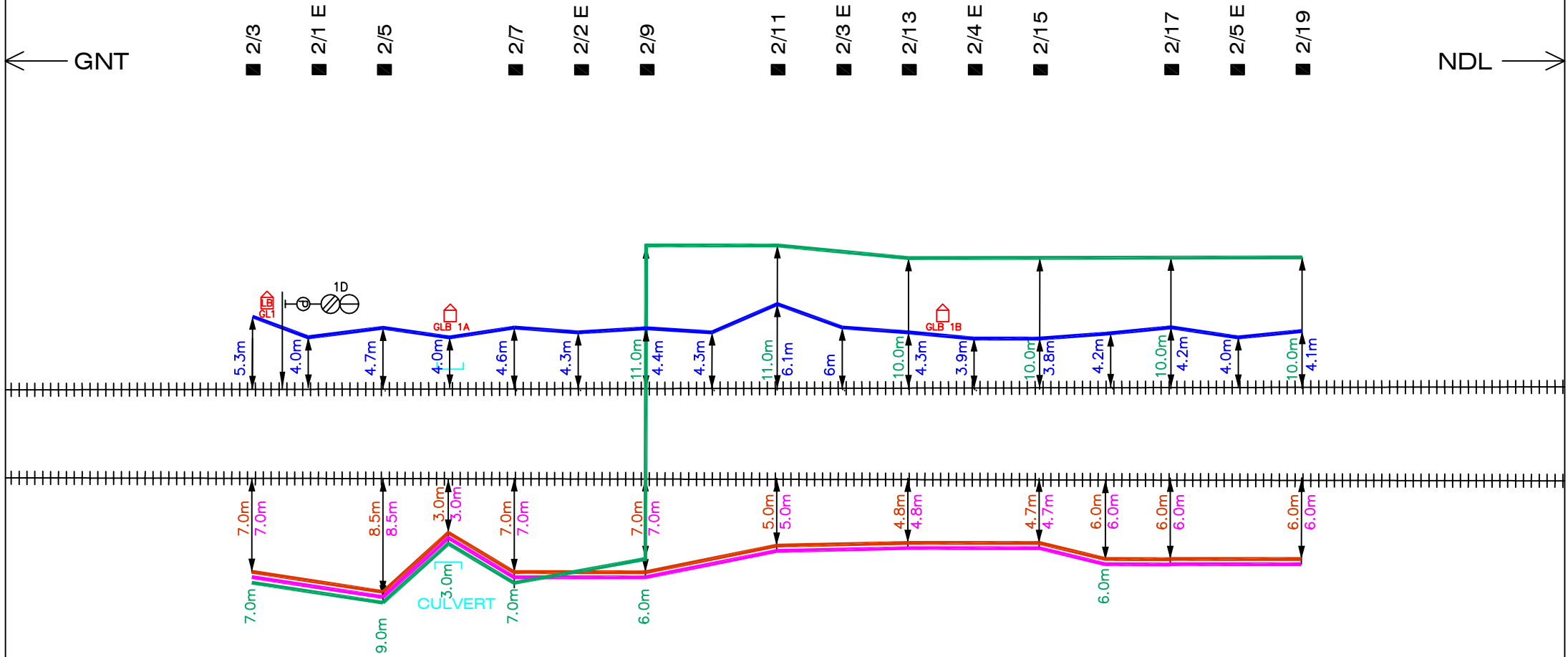


E-ENGG 'Km'
OHE Km. 1/24 TO 2/3

##	RAILWAY TRACK
	6 QUAD CABLE
	OFC CABLE-1
	OFC CABLE-2
	SIGNAL CABLE
	NORMAL/ DERIVATION JOINT
	BRIDGE/CULVERT
	EC POST
	L.C.GATE

GUNTUR Jn-NALLAPADU Jn

6 QUAD, OFC & SIGNAL CABLE PATH



E-ENGG 'Km'
OHE Km. 2/2 TO 2/19

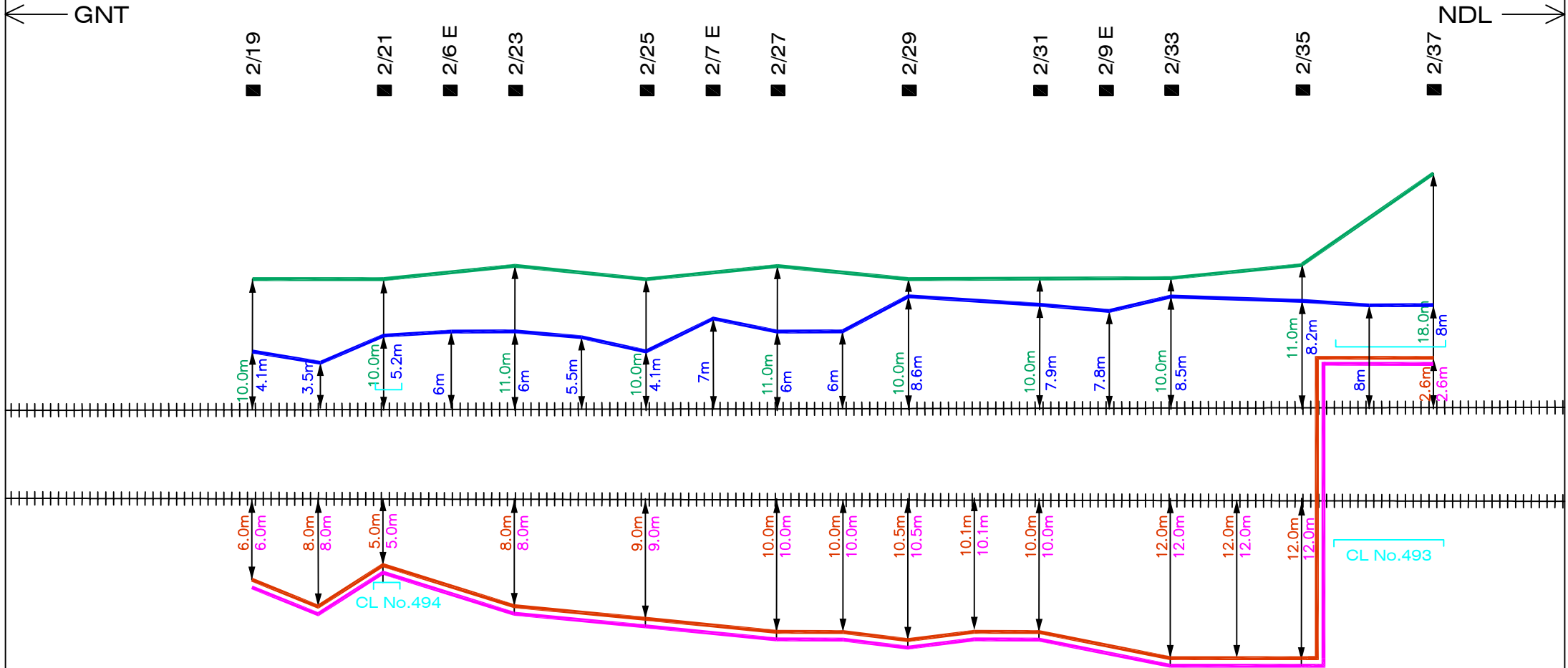
##	RAILWAY TRACK
	6 QUAD CABLE
	OFC CABLE-1
	OFC CABLE-2
	SIGNAL CABLE
	NORMAL/ DERIVATION JOINT
	BRIDGE/CULVERT
	EC POST
	L.C.GATE











GNT - NLPD SECTION

GUNTUR Jn-NALLAPADU Jn

6 QUAD, OFC & SIGNAL CABLE PATH



E-ENGG 'Km'
OHE Km. 2/18 TO 2/37

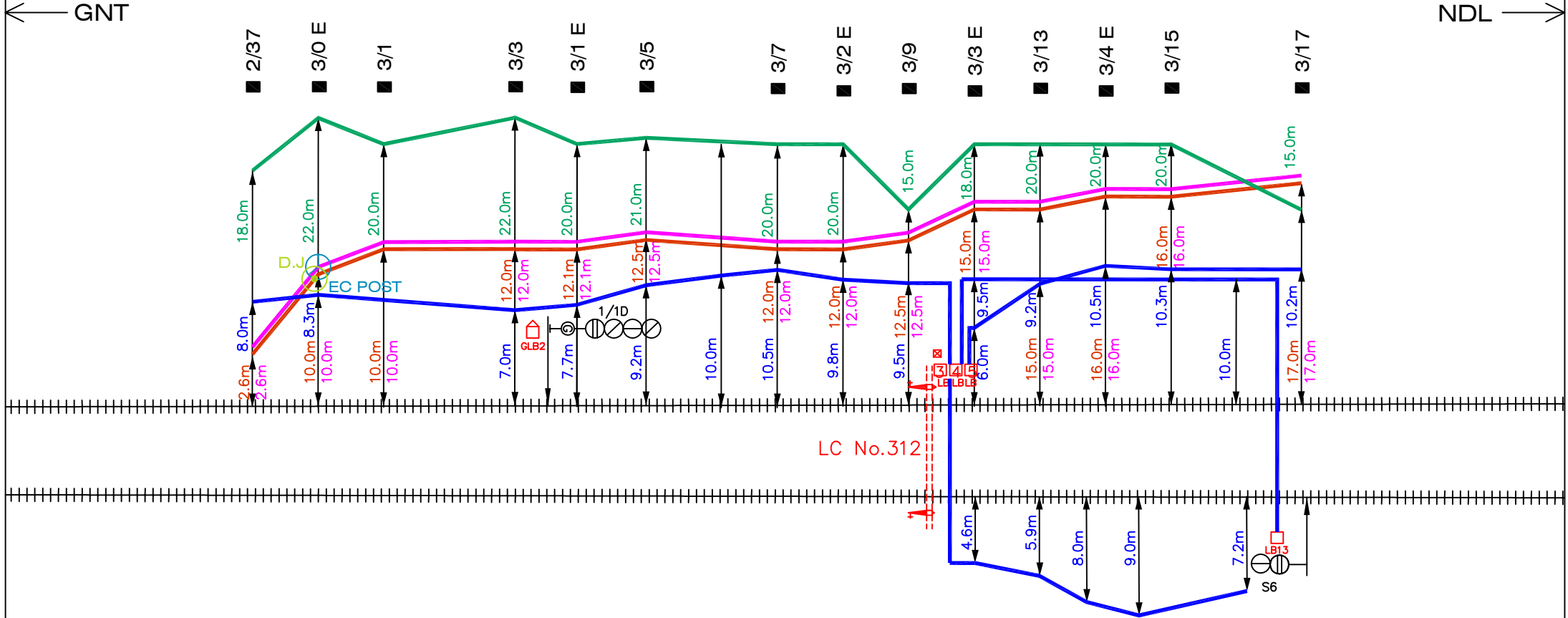
##	RAILWAY TRACK
	6 QUAD CABLE
	OFC CABLE-1
	OFC CABLE-2
	SIGNAL CABLE
	NORMAL/ DERIVATION JOINT
	BRIDGE/CULVERT
	EC POST
	L.C.GATE

2/18 ■ E 2/5 ■ 2/20 ■ 2/22 ■ 2/24 ■ 2/26 ■ E 2/7 ■ 2/28 ■ E 2/8 ■ 2/30 ■ 2/32 ■ E 2/9 ■ 2/34 ■

GNT - NLPD SECTION

GUNTUR Jn-NALLAPADU Jn

6 QUAD, OFC & SIGNAL CABLE PATH



E-ENGG 'Km'
OHE Km. 2/37 TO 3/17

###	RAILWAY TRACK
	6 QUAD CABLE
	OFC CABLE-1
	OFC CABLE-2
	SIGNAL CABLE
	NORMAL/ DERIVATION JOINT
	BRIDGE/CULVERT
	EC POST
	L.C.GATE

3/14

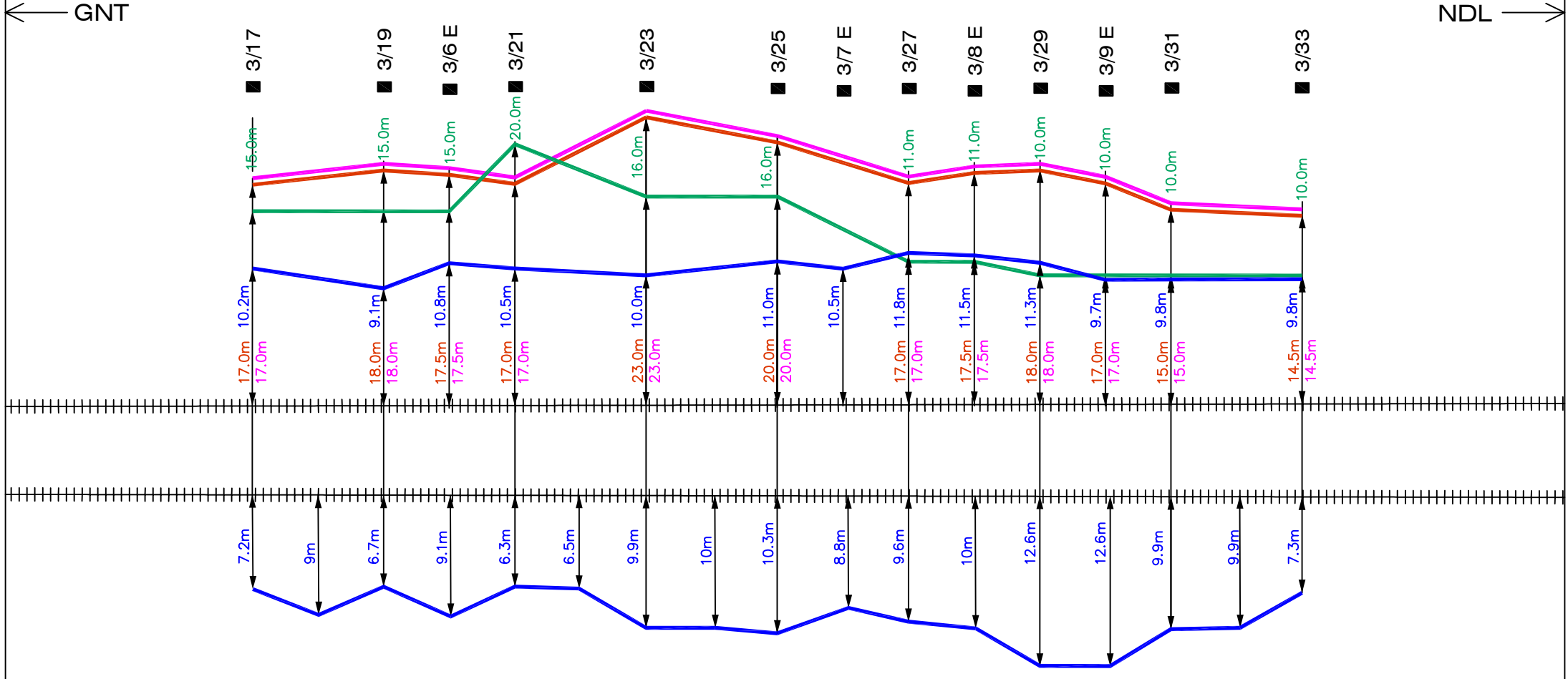
3/16

SHEET 5 OF 8









GNT - NLPD SECTION

GUNTUR Jn-NALLAPADU Jn

6 QUAD, OFC & SIGNAL CABLE PATH

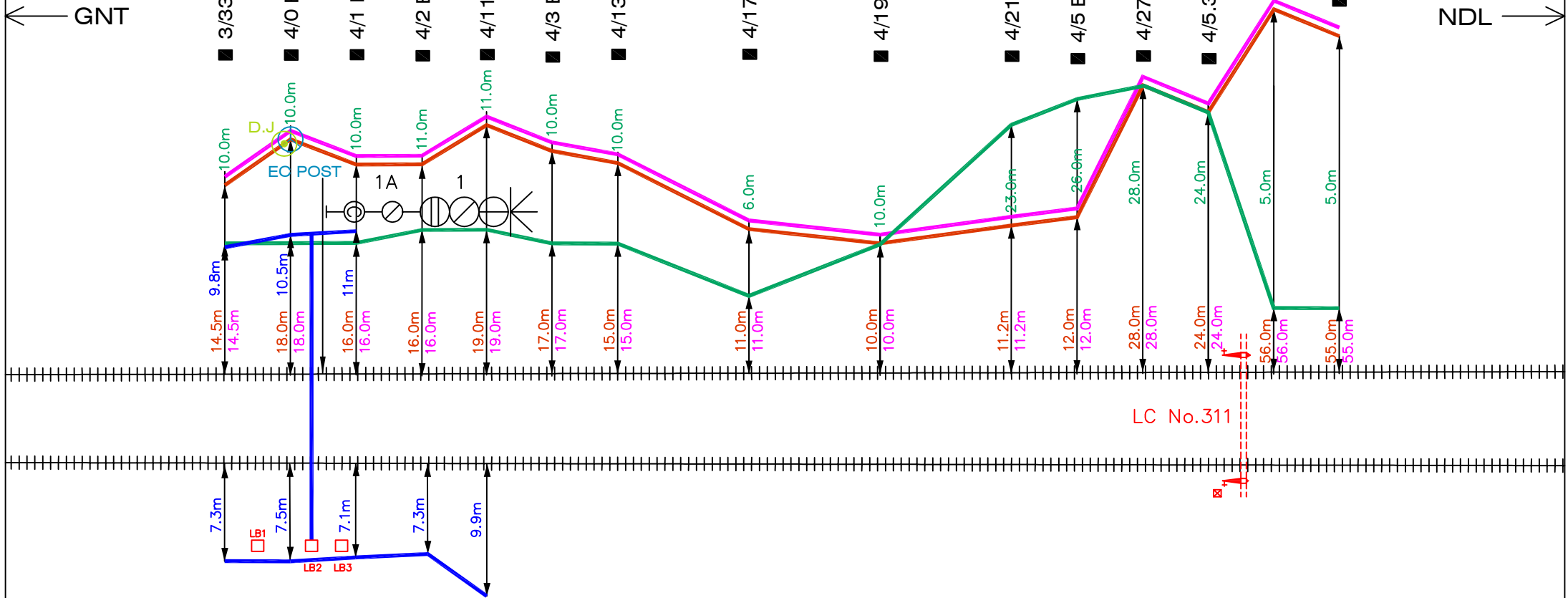


E-ENGG 'Km'
OHE Km. 3/17 to 3/33

##	RAILWAY TRACK
	6 QUAD CABLE
	OFC CABLE-1
	OFC CABLE-2
	SIGNAL CABLE
	NORMAL/ DERIVATION JOINT
	BRIDGE/CULVERT
	EC POST
	L.C.GATE

GUNTUR Jn-NALLAPADU Jn

6 QUAD, OFC & SIGNAL CABLE PATH



E-ENGG 'Km'
OHE Km. 3/33 TO 4/33

##	RAILWAY TRACK
	6 QUAD CABLE
	OFC CABLE-1
	OFC CABLE-2
	SIGNAL CABLE
	NORMAL/ DERIVATION JOINT
	BRIDGE/CULVERT
	EC POST
	L.C.GATE

3/34

4/2

